



woodworkers HARDWARE catalogue

0824

woodworkers.com.au



ABN 84 010 877 675

sales@woodworkers.com.au

BRISBANE
1095 Ipswich Rd
Moorooka 4105
☎ 07 3848 1383
F: 07 3892 1476

GOLD COAST
Warehouse Road
Southport 4215
☎ 07 5571 0088
F: 07 5571 0617

SUNCOAST
53 Wises Road
Maroochydore
☎ 07 5479 0999
F: 07 5479 0911

SYDNEY
2 Sydenham Rd
Brookvale 2100
☎ 02 9938 4999
F: 02 9938 4666

All products subject to change after publication. Refer to our website www.woodworkers.com.au for current costings. All material copyrighted. Artwork in this catalogue may have been digitally altered and the actual product or colours may differ slightly.

96
YEARS
ESTABLISHED 1928

THE
WOODWORKERS
COMPANY

timber door + window hardware specialists

Woodworkers designs and imports its own branded hardware specifically suited to solid timber joinery applications. We also source selected hardware items domestically where available to offer our customers the widest range of options specific to door and window applications. Because there is no middleman in the majority of hardware we offer, we can invest in premium finishes and materials. Our PVD finishes, for example, never tarnish and much of our stock is built around a stainless steel core instead of brass or diecast zinc for more durable long term performance. Our black hardware range is the largest available anywhere in Australia. Most importantly however, the hardware range we offer is tried and tested over many years to perform on timber joinery.

antique raj
handle





PART 1

presentation pull handles

Woodworkers presentation door handle range is the largest and most innovative in Australia. We design and import products that we hope will stimulate your imagination. We continue to offer the widest range of materials and finishes that complement our industry leading range of fine timber doors to enable you to make your entrance highly individual.

LEGEND

- | | |
|----------------------|--------------------|
| ■ silver finishes | ■ timber finishes |
| ■ gold finishes | ■ antique finishes |
| ■ black finishes | ■ copper alloys |
| ■ white finishes | ■ polymer+plastic |
| ⊗ off-white finishes | ⊗ brown finishes |

refer pricelist for actual materials and specifications

SATIN SILVER HANDLES

The Helio Range

- 3052S 1500mm back to back set only
- 3049S 1200mm back to back set only
- 3045S 900mm back to back set only
- 3039S 450mm

also available

- 3054S 1800mm back to back set only
- 3056S 2000mm back to back set only



See our Helio Discounted Bundle Buy details on pg 17

Helio handles also available in 316 marine grade SS

- 3041S 450mm
- 3043S 600mm
- 3047S 900mm


WHAT'S THE DIFFERENCE BETWEEN 304 STAINLESS STEEL AND 316 MARINE GRADE?

316 Marine Grade has higher chromium content making it more resistant to discolouration. However all stainless steel can develop tea stain unless cleaned and waxed regularly. See FAQ 9 on our website for more information.

■ 3023S 1200mm back to back set only



Helio



■ 3037S 300mm

■ 3042S 600mm

Front view Side view

Offset Helio



■ 3057S 450mm back to back set only


■ 3059S 600mm back to back set only

Front view Side view

Other sizes available

- 3061S 900mm back to back set only
- 3063S 1200mm back to back set only
- 3065S 1500mm back to back set only
- also available in 316 marine grade SS
- 3058S 450mm back to back set only
- 3060S 600mm back to back set only
- 3062S 900mm back to back set only

Domino



■ 3034S 450mm

■ 3035S 600mm

Front view Side view

silver is uniquely contemporary...




■ 3021S 410mm back to back set only

■ 3022S 560mm back to back set only



Front view Side view

Cirque



■ 3088S 590mm




Front view Side view

Offset Nova

□ 3019S 600mm back to back set only

Cavus handles only available in 316 marine grade SS



■ 3017S 450mm back to back set only



Front view Side view

Cavus

Sceptre



also available in 304 Stainless steel while stocks last

- 3096S 450mm
- 3097S 450mm back to back set only

Olympus



3090S 530mm

see our roller locks selection suitable for use with presentation pull handles.



Amman



- 3002S/R 520mm right handed
- 3002S/L 520mm left handed

- 3001S/R 315mm right handed
- 3001S/L 315mm left handed

Aqua Jazz



- 3006S/R 540mm right handed back to back set only
- 3006S/L 540mm left handed back to back set only

3080S 600mm



also available in 316 marine grade SS

- 3083S 1000mm back to back set only
- 3079S 300mm
- 3082S 600mm



3077S 300mm



- 3086ST 800mm back to back set only

- 3084ST 600mm



- 3012S 800mm back to back set only while stocks last



also available in 316 marine grade SS

- 3011S 600mm back to back set only
- 3013S 800mm back to back set only




- 3010S 600mm back to back set only while stocks last



- 3010S 600mm back to back set only while stocks last



Swerve II



■ 3120S
550mm
back to back
set only



Front view
Side view

curves may vary
between production batches

Crescent



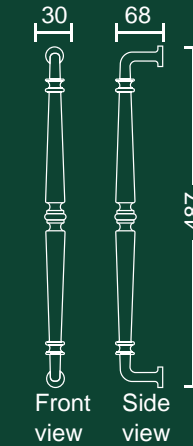
■ 3033S
600mm



Front view
Side view

■ 3032S
450mm
also available
■ 3031S
300mm
while stock
lasts

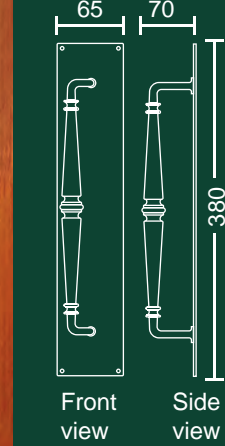
Granada



Front view
Side view

■ 3146S
487mm

Granada on Plate



Front view
Side view

■ 3147S
380mm

see our roller locks selection
suitable for use with
presentation pull handles.

□ 3108SXB
600mm
back to back
set only

□ 3108SXR
600mm
back to back
set only

□ 3108SXGr
600mm
back to back
set only

□ ■ 3113ST
600mm
back to back
set only



Black
Pearl

Red
Granite

Green
Onyx

Skittle




Timber Skittle



□ ■ 3111ST
450mm
back to back
set only




Front view
Side view



■ 3106S
600mm

Skittle



□ 3104S
450mm




Front view
Side view



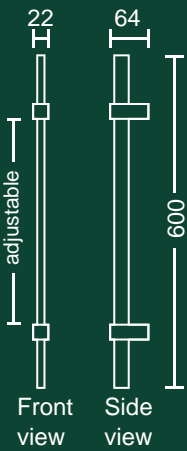
□ 3144S
755mm

Czar Silver



Front view
Side view

Finesse



■ 3036S
600mm
back to back set only
adjustable

Sizzle

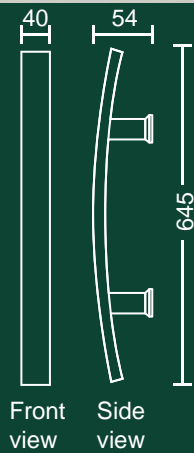


■ 3102S/L
545mm

■ 3102S/R
545mm



□ 3151S
645mm (width 40mm)
back to back set only
also available
□ 3150S
450mm (width 30mm)
back to back set only



Archer



■ 3074S
450mm

Koji



Front view Side view

CUSTOM TIMBER HANDLES

stainless steel 43mm cap options

- pancake
- domed
- convex

■ 3133TC Timber Helio Cedar

■ 3131TS timber carillon

■ 3134T full square grip

■ 3132T full round grip

■ 3130TS half round grip

■ 3135T D pull grip

■ 3128TS full height pole + caps

■ 3129T full height block grip

■ 3127T full height long grip

■ 3091BT timber rope

■ 3133TO Timber Helio Oak


Got ideas? We can make almost any timber handle design

Woodworkers custom manufacture timber handles to achieve various architectural effects in red cedar, rosewood, Vic. Ash or other woods on request using computer controlled CNC machining. Custom handles are fabricated for each specific application and can be moulded to an infinite variety of design options. POA

pivot door with custom timber handle

GOLD HANDLES

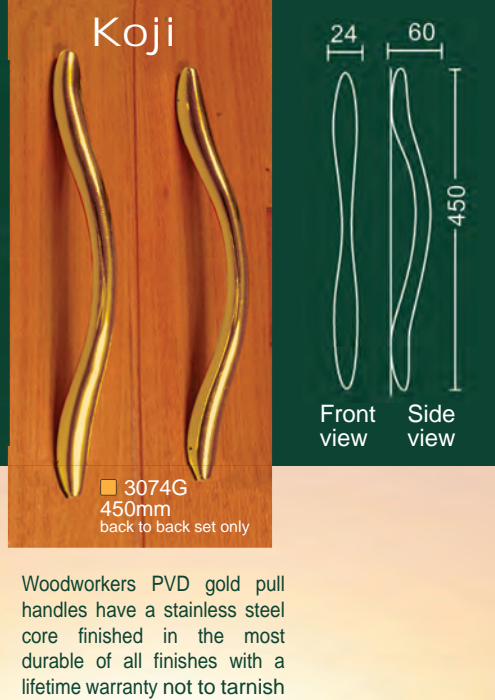
Timber Connaught



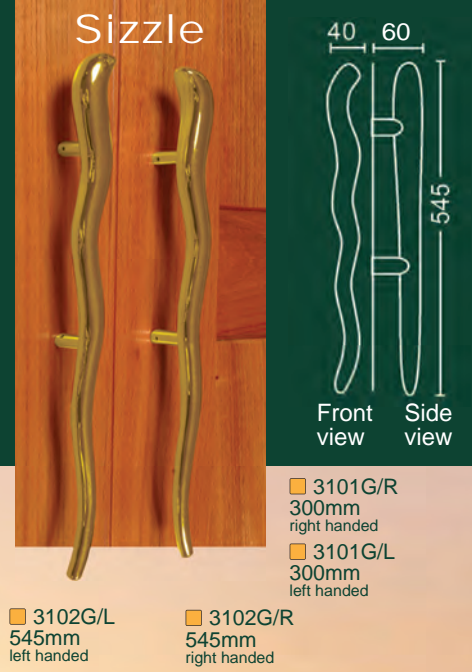
Amman



Koji



Sizzle




see our roller locks selection suitable for use with presentation pull handles.

gold emanates prestige

■ 3028G 600mm



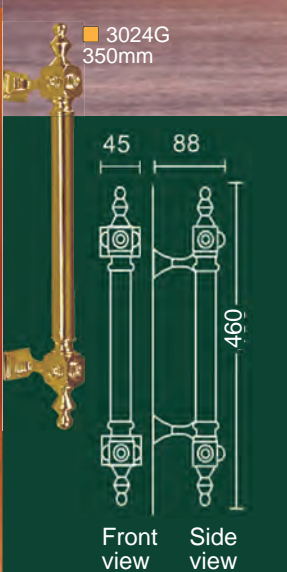
■ 3027G 450mm



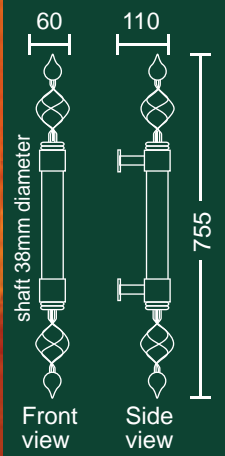
■ 3025G 460mm



■ 3024G 350mm



■ 3144G 755mm



■ 3069G 450mm



COPPER + PATINA HANDLES



Aqua Jazz
non tarnishing


PVD
Copper
Finish



Front view Side view


■ 3006C/L
540mm
left handed
back to back
set only

■ 3006C/R
540mm
right handed
back to back
set only



Tryst
non tarnishing

PVD
Copper
Finish



Front view Side view

■ 3123C/L
450mm
left handed
back to back
set only

■ 3123C/R
450mm
right handed
back to back
set only

■ 3122C/R
340mm right handed
back to back set only

■ 3122C/L
340mm left handed
back to back set only


■ 3102C/L
545mm
left handed

■ 3102C/R
545mm
right handed

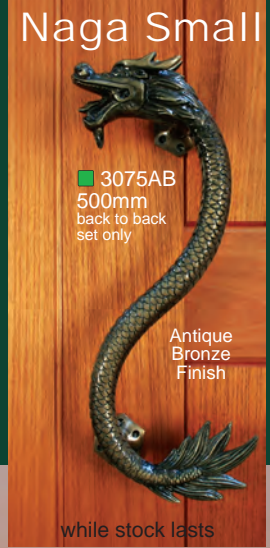


Sizzle
non tarnishing

PVD
Copper
Finish



Front view Side view



Naga Small

■ 3075AB
500mm
back to back
set only

Antique
Bronze
Finish

while stock lasts



Front view Side view

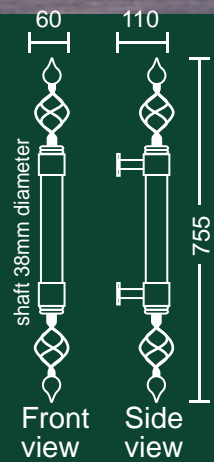
Woodworkers contemporary copper range have a stainless steel core finished in copper PVD - the most durable of all finishes with a lifetime warranty not to tarnish

copper ages to a gentle patina



Gold
Finish

■ 3144G
755mm




Front view Side view

Czar Gold



Antique
Bronze
Finish

■ 3005AB
470mm




Front view Side view

Antique Raj



Extra large
38mm
shaft with
Embossed
Brass
Finish

■ 3143AB
800mm



Front view Side view

Venezia



embossing
detail




while stock lasts

■ 3076AB
900mm
back to back
set only

Antique
Bronze
Finish

Naga Large





Front view Side view

see our roller locks selection
suitable for use with
presentation pull handles.


BLACK HANDLES

Black Helio



■ 3042B
600mm
back to back set only

Triffid




see our roller locks selection suitable for use with presentation pull handles.
■ 3121B
500mm

Andalucia



also available
■ 3003B
325mm


Barcelona



■ 3009B/L
680mm

■ 3009B/R
680mm


Cadiz



■ 3124B
450mm

Rope

■ 3091B
400mm
white stocks last



black is bold + evocative

■ 3071AS
370mm
antique silver

■ 3070AS
260mm

■ 3071R
370mm
rusty

■ 3070R
260mm



detail of BAYOU coil grip



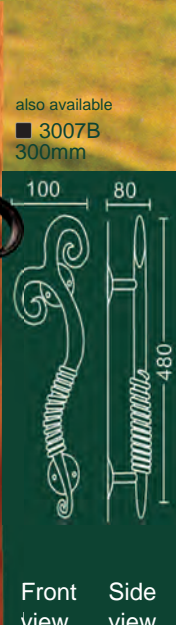
Black Cavus



■ 3016B
450mm
back to back set only



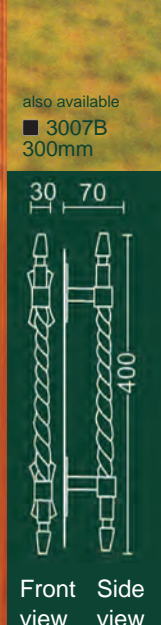
■ 3008B
400mm



also available
■ 3007B
300mm



■ 3008B
400mm



also available
■ 3007B
300mm



■ 3071B
370mm

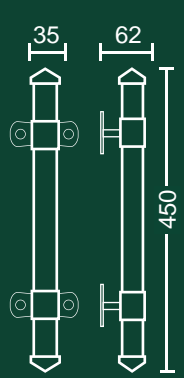


■ 3070B
260mm



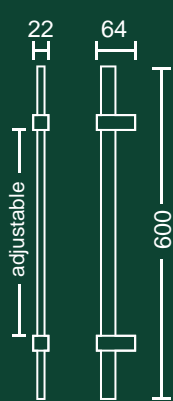

■ 3126B
420mm

mat black



Front view Side view

Finesse



Front view Side view

■ 3036B
600mm
back to back set only
adjustable

Black Neo

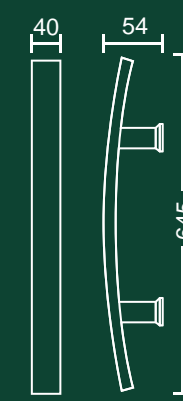


Front view Side view

■ 3080B
600mm
back to back set only

also available
■ 3084B
1200mm
back to back set only

Archer




Front view Side view

■ 3151B
645mm
back to back set only

also available
■ 3150B
450mm
back to back set only

Luna



Front view Side view

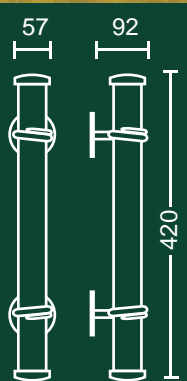
■ 3155B
220mm
back to back set only



antique copper
antique brass
polished brass
■ 3126AC 420mm
■ 3126AB 420mm
■ 3126G 420mm

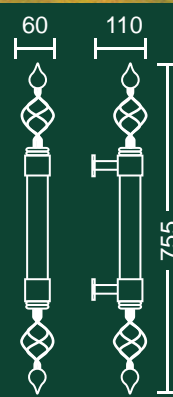


Czar Black



Front view Side view

■ 3144B
755mm

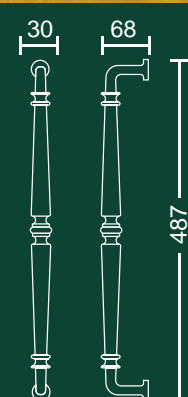


Front view Side view

Granada



■ 3146B
487mm

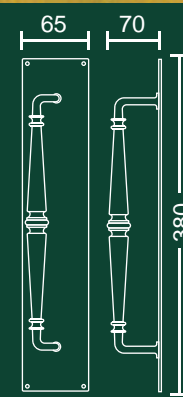


Front view Side view

Granada on Plate



■ 3147B
380mm

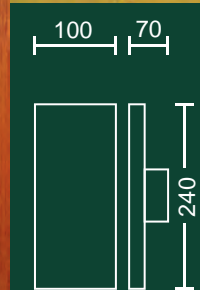


Front view Side view

■ 3153B
240mm
back to back set only



Dais



Front view Side view

woodworkers lever handles

SILVER LEVER HANDLES

■ 830S
heritage lever
on plate passage

■ 829S
heritage lever
on plate euro

■ 823S
cottage lever on
traditional plate euro

□ 827S
cottage lever on
slimline plate euro

THIS LEVER SUPPLIED IN
SILVER PREPACKAGED KITS

■ 854S
tokyo lever
on rose

■ 845S
nida lever
on rose

■ 833S
soho lever
on rose

■ 826S
cottage lever
on rose

□ 834S
berlin lever on
square plate

GOLD LEVER HANDLES

■ 830G
heritage lever
on plate passage

■ 829G
heritage lever
on plate euro

THIS LEVER SUPPLIED IN
GOLD PREPACKAGED KITS

■ 823G
cottage lever on
traditional plate euro

■ 827G
cottage lever
on slimline plate euro

■ 826G
cottage lever
on rose

BLACK LEVER HANDLES

■ 841B
baltimore lever
on plate euro

■ 829B
heritage lever
on plate euro

THIS LEVER SUPPLIED IN
BLACK PREPACKAGED KITS

■ 823B
cottage lever
on traditional
plate euro

■ 827B
cottage lever on
slimline plate euro

■ 834B
berlin lever
on square plate

woodworkers barn door sliding hardware

premium range - 80kg

Suitable for single or double door operation. Single door kits sold in five kit sizes with 2m - 4m open rail track. Double door kits sold in four kit sizes with 3m - 5m open rail track. Available with both black and stainless steel hardware. Suitable for one or two doors to cover the opening on a single track. Doors may slide in one or both directions. For internal use only on doors 35 - 45mm thick

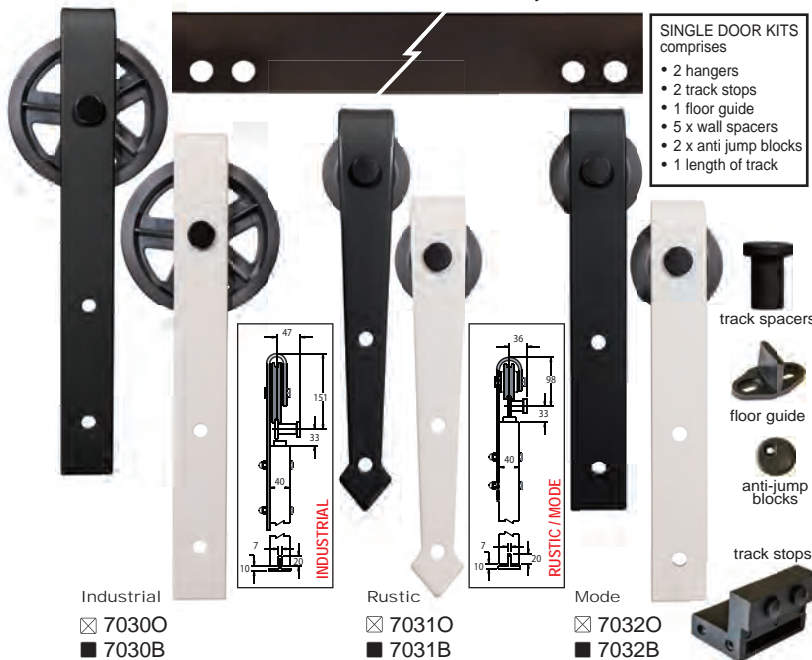


Illustration shows Woodworkers stock barn doors

- 7015S
- 7015B see pricelist for other options
- SINGLE DOOR KITS comprises
 - 2 hangers
 - 2 track stops
 - 1 floor guide
 - 1 mounting bracket per 450mm of track
 - 2 end caps
 - 2 floor stops
 - 1 length of track
- 7016S
- 7016B see pricelist for other options
- DOUBLE DOOR KITS comprises
 - 4 hangers
 - 4 track stops
 - 2 floor guides
 - 1 mounting bracket per 450mm of track
 - 2 end caps
 - 2 floor stops
 - 1 length of track

budget range - 40kg

Suitable for single door operation. Kits sold with 2m long track only. Hanging hardware available in black or off-white. For internal use only on doors 35-45mm thick.



- SINGLE DOOR KITS comprises
- 2 hangers
 - 2 track stops
 - 1 floor guide
 - 5 x wall spacers
 - 2 x anti jump blocks
 - 1 length of track

- Industrial
 ☒ 7030O
 ■ 7030B
- Rustic
 ☒ 7031O
 ■ 7031B
- Mode
 ☒ 7032O
 ■ 7032B

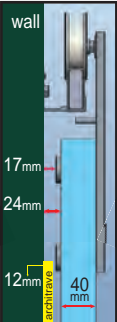
Please note all off white tracks and accessories come with black wheels and fixings standard

internal bifold range - 40kg




- SINGLE BIFOLD KITS comprises
- 2 hangers
 - 2 optional use top hangers
 - 1 track stops
 - 1 floor guide
 - 3 hinges
 - 3 track spacers
 - 1 length of track

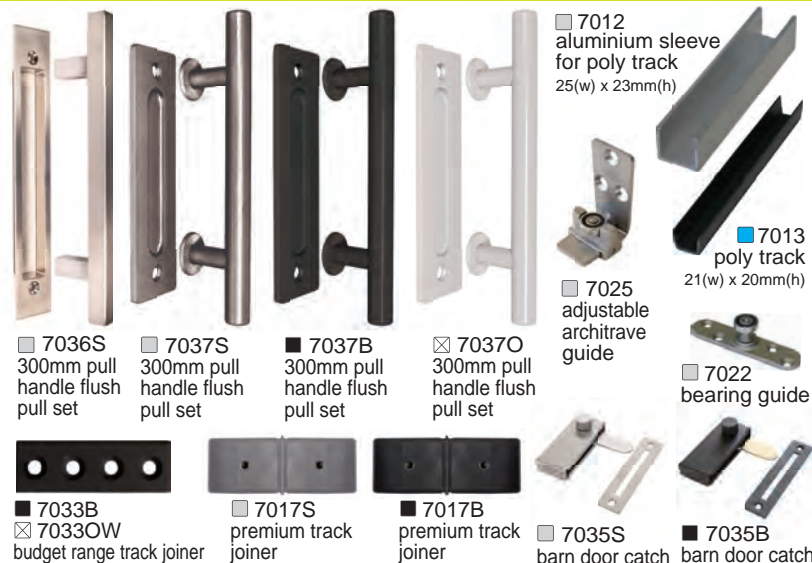
stainless steel kit components



black powdercoat kit components



barn door accessories



- 7012 aluminium sleeve for poly track 25(w) x 23mm(h)
- 7013 poly track 21(w) x 20mm(h)
- 7025 adjustable architrave guide
- 7022 bearing guide
- 7036S 300mm pull handle flush pull set
- 7037S 300mm pull handle flush pull set
- 7037B 300mm pull handle flush pull set
- ☒ 7037O 300mm pull handle flush pull set
- 7033B budget range track joiner
- ☒ 7033OW budget range track joiner
- 7017S premium track joiner
- 7017B premium track joiner
- 7035S barn door catch
- 7035B barn door catch

refer to item code in current hardware pricelist for costings

door hardware

woodworkers door lock guide



ROLLER LOCKS

Roller locks restrain a door with a spring mounted roller shaped latch rather than a conventional wedge type latch that requires mechanical retraction. This allows the use of presentation pull handles (as no knob or lever is required) giving a contemporary uncluttered look. Like other locks there is an independent dead bolt to totally lock the door when required. Roller locks are available only with euro cylinder mechanisms and can be used in rebated door or single door applications.



EURO LATCH LOCKS

These are high security locks used on external doors suitable for modern euro cylinders. You can choose either a double-ended cylinder (where a key can be used from either end) or a thumb-turn cylinder (key for outside, thumb turn inside). They are morticed into the door stile so the lock mechanism is concealed from view. Euro cylinders can be masterkeyed as necessary to allow different access levels.



REBATED LATCH LOCKS

These are used when you have one door closing into another door, which is traditionally done on French Doors and Double Entry Doors. Rebated locks have a 13mm rebate in the face plate and strike and are available in Euro Lock, Skeleton Key Lock or you can use a Rebate Kit on a Tube Latch.



SLIDING LOCKS

Sliding or Parrot's Beak Locks are locks with claw hooks to grab onto the opposing striker plate to secure a sliding door. They can have flat or half moon faces (known as astragal) and can be used internally or externally with either euro cylinder or skeleton key operation.



SKELETON KEY LOCKS

These can be 5 Lever High Security Locks, to be used on external doors, or 3 Lever Low Security Locks to be used on internal doors. The difference between 5 Lever and 3 Lever Locks is the number of different key combinations available. These locks are supplied with a "skeleton" key. The main difference is that the 3 and 5 Lever Locks are more "traditional" for period homes but they cannot be master keyed.



RIM LOCKS

These are low security locks that screw to the outer surface of the door (as opposed to a mortice lock, which is "morticed" into the door). Rim Locks require knobs with a threaded spindle, where the knob screws onto the threaded spindle and is secured by grub screws. Rim Locks are suitable for inward opening doors only and are not suitable for rebated doors. They are also known as carpenter's locks.



DEADBOLTS

Deadbolts are part of most other lock varieties and are the bolt that locks the door, designed in conjunction with latch or roller mechanisms that restrain the door but don't lock it. Deadbolts are also available as separate mortice or surface mounted units for supplementary security.



DEADLATCHES

These latches can be retracted by a key from either side or a knob or lever from the inside only. They can be either rim or mortice locks.



TUBE LATCHES

This is used when the door doesn't need to be locked. It can be used with any type of lever or knob door furniture. Latch simply means you need a Tube Latch to make your door furniture functional.



PRIVACY LATCH

These latches can be used on Bedroom or Bathroom Doors. They have a thumb turn on one side and a safety release on the other side of the tubelatch.



CYLINDER LOCKS

Quick fit cylinder locks integrate the handle and lock into a single unit that can be master keyed and is easily fitted with only two drilled holes being required. They are available with knob or lever action and have variations for external and internal applications including privacy, keyed and non-keyed situations.



EASY FIT DEAD BOLTS

These are the simplest deadbolt to fix requiring two drilled holes and a surface mounted lock. They are available for single and double door applications.

ELECTRONIC + KEYLESS LOCKS

Smart locks have become popular because of the ease of installation and the amount of control it gives the owner. These locks don't need to be hardwired as they have batteries and can connect directly, or through a hub or bridge to your home WiFi. Depending on the model chosen you can control the lock via keypad, smartphone, tag, fingerprint or mechanical key. Smart locks can allow for remote locking and unlocking as well as over 100 permanent or time-controlled access codes. Mechanical keyless locks still have their place where WiFi or electricity isn't available.



PART 2

hardware kits



Woodworkers hardware kits make hardware selection simple and economical. All the components required are in a simple kit which is supplied keyed alike for convenience. All kits contain proven high quality hardware specifically engineered for our timber joinery that are bulk packaged to reduce costs.

woodworkers standard door hardware kits



NOTE: HINGES ARE NOT INCLUDED IN STOCK KITS



All butt hinges are ballbearing stainless construction

	silver	gold	black
BUTT HINGES			
item	code per single hinge		
100 x 60	401S	401G	NA
100 x 75	402S	402G	402B
100 x 100	403S	403G	403B
100 x 125	404S	404G	NA
100 x 150	405S	405G	NA
100 x 200	406S	406G	406B
HIRLINE HINGES			
100mm	411S	411G	411B
LIFT OFF HINGES			
100 x 75	421S/R	NA	NA
100 x 75	421S/L	NA	NA



watch our website videos on how to fit our locks



SINGLE ENTRY ROLLER KIT

2. Euro cylinder
10. Roller lock 60mm
12. Escutcheon pair
13. Magnetic stop

SINGLE ENTRY ROLLER KIT - SILVER

4021S KIT DESIGNED TO BE USED WITH PRESENTATION PULL HANDLES

SINGLE ENTRY ROLLER KIT - GOLD

4021G KIT DESIGNED TO BE USED WITH PRESENTATION PULL HANDLES

SINGLE ENTRY ROLLER KIT - BLACK

4021B KIT DESIGNED TO BE USED WITH PRESENTATION PULL HANDLES

DOUBLE ENTRY ROLLER KITS

2. Euro double cylinder
12. Escutcheon pair
13. Magnetic door stop - floor x 2
27. Mortice lock roller rebated
29. Keyed offset flush bolt 190mm x 2

DOUBLE ENTRY ROLLER KIT - SILVER

4022S KIT DESIGNED TO BE USED WITH PRESENTATION PULL HANDLES

DOUBLE ENTRY ROLLER KIT - GOLD

4022G KIT DESIGNED TO BE USED WITH PRESENTATION PULL HANDLES

DOUBLE ENTRY ROLLER KIT - BLACK

4022B KIT DESIGNED TO BE USED WITH PRESENTATION PULL HANDLES

PIVOT DOOR KIT

2. Euro double cylinder
10. Roller lock 60mm
12. Escutcheon pair
13. Magnetic stop
15. Extended strike
16. Deadbolt mortice lock

PIVOT DOOR BOLT KIT - SILVER

4023S KIT DESIGNED TO BE USED WITH PRESENTATION PULL HANDLES

PIVOT DOOR BOLT KIT - GOLD

4023G KIT DESIGNED TO BE USED WITH PRESENTATION PULL HANDLES

PIVOT DOOR BOLT KIT - BLACK

4023B KIT DESIGNED TO BE USED WITH PRESENTATION PULL HANDLES

PIVOT DOOR ROLLER KIT - SILVER

4024S KIT DESIGNED TO BE USED WITH PRESENTATION PULL HANDLES

PIVOT DOOR ROLLER KIT - GOLD

4024G KIT DESIGNED TO BE USED WITH PRESENTATION PULL HANDLES


PIVOT DOOR ROLLER KIT - BLACK

4024B KIT DESIGNED TO BE USED WITH PRESENTATION PULL HANDLES

woodworkers standard door hardware kits

INTERNAL PASSAGE + PRIVACY KIT

INTERNAL PASSAGE + PRIVACY KIT



1. Passage lever handle set
11. Privacy snib & bolt
17. Tube latch

INTERNAL PASSAGE KIT - SILVER



INTERNAL PRIVACY KIT - SILVER



INCLUDES 4003S PASSAGE KIT

INTERNAL PASSAGE KIT - GOLD



INTERNAL PRIVACY KIT - GOLD



INCLUDES 4003G PASSAGE KIT

INTERNAL PASSAGE KIT - BLACK




INTERNAL PRIVACY KIT - BLACK



INCLUDES 4003B PASSAGE KIT

MULTIFOLD 1 WAY KIT



1. Euro lever handle set
2. Euro double cylinder
6. Mortice lock 48cc
9. Extended strike
14. Magnetic door stop - Wall


1 WAY KIT - SILVER



1 WAY KIT - GOLD




1 WAY KIT - BLACK




SINGLE ENTRY LEVER KIT

SINGLE ENTRY LEVER KIT



1. Euro lever handle set
2. Euro cylinder
6. Mortice lock 48cc
13. Magnetic stop

SINGLE ENTRY LEVER KIT - SILVER




SINGLE ENTRY LEVER KIT - GOLD



SINGLE ENTRY LEVER KIT - BLACK



MULTIFOLD REBATED KIT



1. Euro lever handle set
2. Euro double cylinder
14. Magnetic door stop x 2 - Wall
28. Mortice lock rebated 48cc


REBATED KIT - SILVER



REBATED KIT - GOLD



REBATED KIT - BLACK



FRENCH DOOR / DOUBLE ENTRY LEVER KIT

FRENCH DOOR + DOUBLE ENTRY LEVER KIT




1. Euro lever handle set
2. Euro double cylinder C4 65mm
3. Keyed flush bolt 190mm
4. Non-keyed flush bolt 190mm
5. Silent pattern cabin hook 150mm x 2
13. Magnetic door stop - floor x 2
28. Mortice lock rebated 48cc
29. Keyed offset flush bolt 190mm x 2

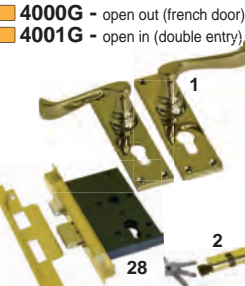
FRENCH DOOR / DOUBLE ENTRY LEVER KIT - SILVER




incl. with above in French Door Kit 4000S




FRENCH DOOR / DOUBLE ENTRY LEVER KIT - GOLD




incl. with above in French Door Kit 4000G



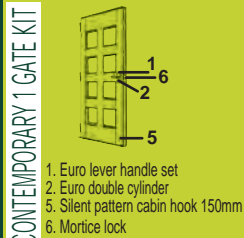
FRENCH DOOR / DOUBLE ENTRY LEVER KIT - BLACK



incl. with above in French Door Kit 4000B




VERANDAH GATE SINGLE




1. Euro lever handle set
2. Euro double cylinder
5. Silent pattern cabin hook 150mm
6. Mortice lock

SINGLE KIT - SILVER



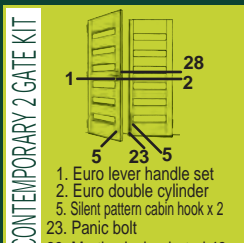
SINGLE KIT - GOLD



SINGLE KIT - BLACK




VERANDAH GATE PAIR




1. Euro lever handle set
2. Euro double cylinder
5. Silent pattern cabin hook x 2
23. Panic bolt
28. Mortice lock rebated 48cc

DOUBLE KIT - SILVER



DOUBLE KIT - GOLD



DOUBLE KIT - BLACK



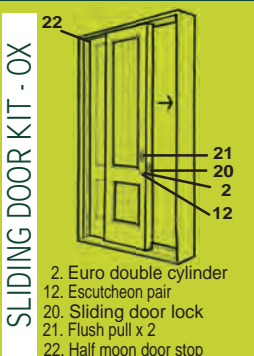
door hardware kits

woodworkers door hardware kits


entry kit

door hardware kits


SLIDING DOOR KIT - OX



SLIDING DOOR KIT - OX - SILVER



SLIDING DOOR KIT - OX - GOLD



SLIDING DOOR KIT - OX - BLACK




SECURITY DOUBLE DOOR KIT



SECURITY DOUBLE DOOR KIT - SILVER



SECURITY DOUBLE DOOR KIT - GOLD




SECURITY DOUBLE DOOR KIT - BLACK



SLIDING REBATED DOORS OXOX



SLIDING REBATED DOORS OXOX - SILVER



SLIDING REBATED DOORS OXOX - GOLD



SLIDING REBATED DOORS OXOX - BLACK

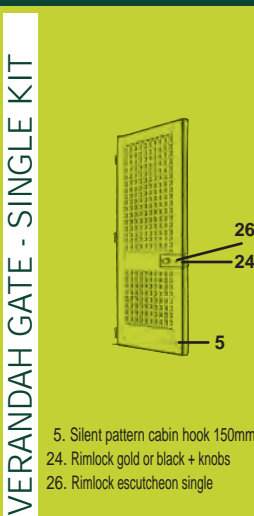


SECURITY DOUBLE DOOR KIT

get a 33% discount on morticing locks + flush bolts when you buy our Kits



TRADITIONAL VERANDAH GATE



SINGLE KIT - POLISHED BRASS



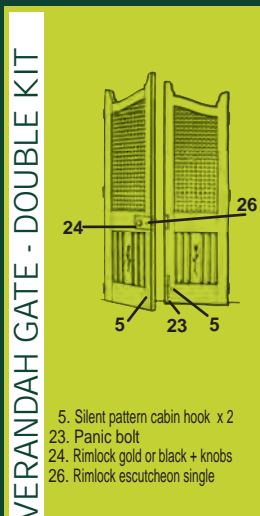
SINGLE KIT - POLISHED BRASS/BLACK



SINGLE KIT - BLACK



TRADITIONAL VERANDAH GATE



DOUBLE KIT - POLISHED BRASS




DOUBLE KIT - POLISHED BRASS/BLACK



DOUBLE KIT - BLACK



SECURITY SINGLE DOOR KIT



SECURITY SINGLE DOOR KIT - SILVER



SECURITY SINGLE DOOR KIT - GOLD



SECURITY SINGLE DOOR KIT - BLACK



CHOOSE EITHER 1 PAIR OF HELIO or NEO 600 304 STAINLESS STEEL HANDLES

you'll save a bundle when you buy our bundles



HELIO or NEO
600mm
304 STAINLESS STEEL
HANDLES

Special bundle buys

COLUMN A
ALTERNATIVE HANDLES

PRICE CODE 3

 soho
 tokyo
 nida
 berlin
 berlin

PRICE CODE 2

 cottage on traditional black
 cottage on traditional silver
 cottage on traditional gold

 cottage on rose
 cottage on rose

PRICE CODE 1

 heritage on plate
 cottage on slimline
 cottage on slimline

PIVOT DEADBOLT KIT

43% OFF

TOTAL \$313
usually \$548

PIVOT ROLLER KIT

46% OFF

TOTAL \$346
usually \$641

SINGLE ENTRY ROLLER KIT

43% OFF

TOTAL \$330
usually \$579

DOUBLE ENTRY ROLLER KIT

37% OFF

TOTAL \$532
usually \$840
\$128 for extra pair of helio 600 handles only when buying this deal

INTERNAL PASSAGE + PRIVACY KIT

1. Passage lever handle set
11. Privacy snib & bolt
17. Tube latch

INTERNAL PASSAGE KIT - SILVER

4403S
4403G
4403B

INTERNAL PRIVACY KIT - SILVER

4404S
4404G
4404B

includes passage kit

SINGLE ENTRY LEVER KIT

1. Euro lever handle set
2. Euro double cylinder
8. Mortice lock
12. Escutcheon pair
13. Magnetic stop floor

4402S
4402G
4402B

12 escutcheons as required for rose options only

FRENCH DOOR / DOUBLE ENTRY LEVER KITS

1. Euro lever handle set
2. Euro double cylinder
3. Keyed flush bolt 190mm
4. Non-keyed flush bolt 190mm
5. Cabin hook 150mm x 2
7. Mortice rebated latch lock
12. Escutcheon pair
13. Magnetic stop floor x 2
29. Keyed offset flush bolt 190mm x 2

french door double entry

4400S 4401S
4400G 4401G
4400B 4401B

escutcheons as required for rose options only

included with above French Door Kits 4000S, 4000G, 4000B

included with above Double Entry Kits 4001S, 4001G, 4001B

MULTIFOLD 1 WAY KIT

1. Euro lever handle set
2. Euro double cylinder
8. Mortice lock
12. Escutcheon pair
14. Magnetic door stop - Wall
15. Extended strike

ALTERNATIVE HANDLE KIT

4411S
4411G
4411B

escutcheons as required for rose options only

MULTIFOLD REBATED KIT

1. Euro lever handle set
2. Euro double cylinder
7. Mortice lock rebated
12. Escutcheon pair
14. Magnetic stop x 2 - Wall

ALTERNATIVE HANDLE KIT

4412S
4412G
4412B

escutcheons as required for rose options only

VERANDAH GATE PAIR

1. Euro lever handle set
2. Euro double cylinder
5. Cabin hook 150mm x 2
7. Mortice lock rebated
12. Escutcheon pair
23. Panic bolt

ALTERNATIVE HANDLE KIT

4482S
4482G
4482B

escutcheons as required for rose options only

VERANDAH GATE SINGLE

1. Euro lever handle set
2. Euro double cylinder
5. Cabin hook 150mm
8. Mortice latch lock
12. Escutcheon pair


ALTERNATIVE HANDLE KIT

4481S
4481G
4481B


12 escutcheons as required for rose options only

alternative kits using different lever handle styles chosen from column A

lock + bolt morticing



Woodworkers provide a service to machine out lock pockets and flush bolt routings to suit our hardware only. Price does not include installation of the hardware but does cover the trenching for the lock body and plate as shown but NOT for the striker plate, cylinder or spindle holes which need to be done on site by others. This permits flexibility for both single and double sided hardware to be fitted on site to suit the application. When Woodworkers hardware is ordered a discount applies to the morticing as a package

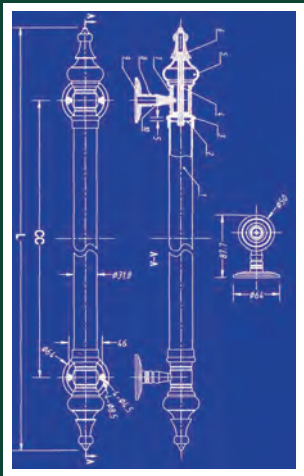


Flush bolt routing is for Woodworkers own keyed or non keyed flush bolts only and does NOT include striker plate checkout and the installation of the flush bolts which is done on site by others



door lock preparation & installation video


we design




we produce



we import



we simplify



we advise



we coordinate





PART 3

hardware components

Woodworkers are door and window hardware specialists. This means we carry many products unique to our specialty that you won't find elsewhere. Many of these products we manufacture ourselves and others we buy in to ensure we offer you the widest range available. Our aim is to make outfitting timber joinery with attractive and coordinated hardware stress free and affordable.

woodworkers lever handles

lever handles



85cc

- 823S cottage on traditional plate euro
- 825S cottage on traditional plate privacy
- 824S cottage on traditional plate passage

48cc

- 827S cottage on slimline plate euro
- 828S cottage on slimline plate passage

no integral privacy option available for this handle.

48cc

- 829S heritage lever on plate euro
- 830S heritage lever on plate passage

no integral privacy option available for this handle.



85cc

- 834S berlin lever on square
- 833S soho lever on rose
- 854S tokyo lever on rose
- 826S cottage lever on rose



85cc

- 823G cottage on traditional plate euro
- 825G cottage on traditional plate privacy
- 824G cottage on traditional plate passage

48cc

- 827G cottage on slimline plate euro
- 828G cottage on slimline plate passage

no integral privacy option available for this handle.



48cc

- 829G heritage lever on plate euro
- 830G heritage lever on plate passage

no integral privacy option available for this handle.

85cc

- 826G cottage lever on rose
- 834B berlin lever on square

all lever handles on rose can be used for entry, passage and privacy applications by adding a separate escutcheon and latch function

LEGEND
* = scale reduced



85cc

- 823B cottage on traditional plate euro
- 824B cottage on traditional plate passage

no integral privacy option available for this handle.

48cc

- 827B cottage on slimline plate euro
- 828B cottage on slimline plate passage

no integral privacy option available for this handle.

48cc

- 829B heritage lever on plate euro
- 830B heritage lever on plate passage

no integral privacy option available for this handle.

85cc

- 841B baltimore lever on plate euro
- 842B baltimore lever on plate passage

refer to item code in current hardware pricelist for costings

woodworkers knobs + latch locks

85cc

845S nida lever on rose

we're hands on with handles!

viewers

566S adjustable door viewer 35 - 50mm

566G adjustable door viewer 35 - 50mm

855S toro entry handle set

856S Asti entry set

855B toro entry handle set

856G Asti entry set

LEGEND

48cc = 48mm

57cc = 57mm

85cc = 85mm

centre to centre between spindle and cylinder

no integral privacy option available for these knobs.

all knobs on rose can be used for entry, passage and privacy applications by adding a separate escutcheon & latch function

48cc 847G victorian knob on plate passage

846G victorian knob on plate euro

573 dummy spindle for non operating levers and knobs

847B victorian knob on plate passage

846B victorian knob on plate euro

821S victorian knob on rose

821B victorian knob on rose

847S victorian knob on plate passage

846S victorian knob on plate euro

821G victorian knob on rose

847AC victorian knob on plate passage

846AC victorian knob on plate euro

821AC victorian knob on rose

843AC reeded knob on rose

848WG porcelain knob on rose

849TG timber knob on rose

48cc 847S victorian knob on plate passage

846S victorian knob on plate euro

847AC victorian knob on plate passage

846AC victorian knob on plate euro

821G victorian knob on rose

847S victorian knob on plate passage

846S victorian knob on plate euro

821AC victorian knob on rose

847AC victorian knob on plate passage

846AC victorian knob on plate euro

821AC victorian knob on rose

843G reeded knob on rose

848WG porcelain knob on rose

849TG timber knob on rose

single door euro latch locks

1153S 45mm back set latch lock

1154S 60mm back set latch lock

silver 48cc

1153G 45mm back set latch lock

1154G 60mm back set latch lock

gold 48cc

1153B 45mm back set latch lock

1154B 60mm back set latch lock

black 48cc

Jackson latch locks
1177 - 30 back set (pictured)
1178 - 45 back set
1179 - 60 back set
available in silver gold black

104S 45mm back set latch lock

105S 60mm back set latch lock

85cc silver

104G 45mm back set latch lock

105G 60mm back set latch lock

85cc gold

138B 45mm back set latch lock

139B 60mm back set latch lock

85cc black

JACKSON BLACK

double door rebated euro latch locks

2153S 45mm back set rebated latch lock

2154S 60mm back set rebated latch lock

silver 48cc

rebated latch lock

2153G 45mm back set rebated latch lock

2154G 60mm back set rebated latch lock

gold 48cc

2153B 45mm back set rebated latch lock

2154B 60mm back set rebated latch lock

black 48cc

Jackson latch locks
2177 - 30 back set (pictured)
2178 - 45 back set
2179 - 60 back set
available in silver gold black

2104S 45mm back set rebated latch lock

2105S 60mm back set rebated latch lock

85cc silver

2104G 45mm back set rebated latch lock

2105G 60mm back set rebated latch lock

85cc gold

140B 45mm back set rebated latch lock

141B 60mm back set rebated latch lock

85cc black

JACKSON BLACK

refer to item code in current hardware pricelist for costings

knobs + latch locks


woodworkers latch + sliding + roller locks

skeleton key single latch locks



57cc


- 1180S 45mm backset latch lock
- 1181S 60mm backset latch lock



silver

57cc


- 1180G 45mm backset latch lock
- 1181G 60mm backset latch lock



gold

57cc

- 1180B 45mm backset latch lock
- 1181B 60mm backset latch lock



black

traditional 5 lever tumbler locks provide similar security to euro cylinder locks but cannot be master keyed.

skeleton key rebated latch locks

we've got the right lock for all situations.




- 2180S 45mm backset rebated latch lock



57cc

- 2181S 60mm backset rebated latch lock


- 2180G 45mm backset rebated latch lock



57cc

- 2181G 60mm backset rebated latch lock

- 2180B 45mm backset rebated latch lock



57cc

- 2181B 60mm backset rebated latch lock



sliding single door locks




- 126S flat sliding lock pictured 45mm backset



- 128S Jackson flat sliding lock 60mm backset


- 126G flat sliding lock pictured 45mm backset



- 128G Jackson flat sliding lock 60mm backset

example shows 126S lock with 583S flush pull + 862S 45mm cylinder

- 127B flat sliding lock 45mm backset



[JACKSON]

- 128B flat sliding lock 60mm backset

skeleton key sliding locks

- 184S 45mm backset sliding lock



silver

- 185S 60mm backset sliding lock

- 184G 45mm backset sliding lock



gold

- 185G 60mm backset sliding lock

- 184B 45mm backset sliding lock



black

- 185B 60mm backset sliding lock

[JACKSON]

single door mortice dead locks




- 133S 45mm backset deadlock



silver

- 134S 60mm backset deadlock


- 133G 45mm backset deadlock pictured



gold

- 137G Jackson 60mm backset deadlock

- 136B Jackson 45mm backset deadlock



black

- 137B Jackson 60mm backset deadlock

we offer a keyed alike service with all our euro locks



skeleton key astragal locks

- 129S astragal sliding lock pictured 53mm backset




- 131S Jackson astragal sliding lock 60mm backset

- 129G astragal sliding lock pictured 53mm backset



- 131G Jackson astragal sliding lock 60mm backset

- 130B astragal sliding lock 45mm backset




[JACKSON]

- 131B astragal sliding lock 60mm backset

skeleton key astragal locks


- 186S 45mm backset astragal sliding lock



silver

- 187S 60mm backset astragal sliding lock


- 186G 45mm backset astragal sliding lock



gold

- 187G 60mm backset astragal sliding lock

- 186B 45mm backset astragal sliding lock



black


- 187B 60mm backset astragal sliding lock

[JACKSON]

rebated mortice dead locks



- 2133S 45mm backset rebated deadlock



silver

- 2134S 60mm backset rebated deadlock

- 2133G 45mm backset rebated deadlock pictured



gold

- 175G Jackson 60mm backset rebated deadlock

- 174B Jackson 45mm backset rebated deadlock



black

- 175B Jackson 60mm backset rebated deadlock

door lock preparation & installation video



how to fit rebated door hardware video

woodworkers door hardware

single door euro roller locks




106S
45mm
back set
roller lock



silver

107S
60mm
back set
roller lock


106G
45mm
back set
roller lock



gold

107G
60mm
back set
roller lock

106B
Tradco
45mm
back set
roller lock



black

107B
60mm
back set
roller lock pictured

double door rebated roller locks

roller locks are ideal for use with presentation pull handles

2106S
45mm
backset
rebated
roller lock



silver

2107S
60mm
backset
rebated
roller lock


2106G
45mm
backset
rebated
roller lock



gold

2107G
60mm
backset
rebated
roller lock

2106B
Tradco
45mm
backset
rebated
roller lock
pictured




black

2107B
60mm
backset
rebated
roller lock


roller locks are key retractable and avoid the need for knobs or levers.

rim locks

853G
45mm milled
edge knob



142G
rim lock 155 x 105mm



170S
170G
170B
cylinder
pull handle




169B
169S
dead latch



853S
45mm milled
edge knob




142BG
rim lock 155 x 105mm



853B
45mm milled
edge knob



142B
rim lock 155 x 105mm



traditional 144AF
carpenters rim
lock face fixed
with 822G knob



left hand
pictured

144AF/R
right handed
carpenters rim lock 182 x 128mm



144AF/L
left handed
carpenters rim lock 182 x 128mm



143AF/R
right handed
carpenters rim lock 150 x 120mm



we've got authentic solutions for old houses.

tubelatches



cottage lever
828S with
157S tubelatch
+ 161S privacy bolt

60mm
backset
privacy bolt

45mm
backset
privacy bolt

161S
privacy
round

199S
privacy
round

161G
privacy
round

199G
privacy
round

161AC
privacy
round

199AC
privacy
round


161B
privacy
round

199B
privacy
round

match your internal and external handles to get a consistent look



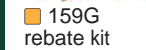
159S
rebate kit



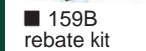
159G
rebate kit



159B
rebate kit



159AC
rebate kit



156S
45mm backset
split cam
tubelatch



157S
60mm backset
split cam
tubelatch



156G
45mm backset
split cam
tubelatch



157G
60mm backset
split cam
tubelatch



156B
45mm backset
split cam
tubelatch



157B
60mm backset
split cam
tubelatch



156AC
45mm backset
split cam
tubelatch



157AC
60mm backset
split cam
tubelatch







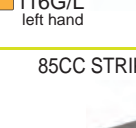








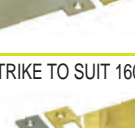


refer to item code in current hardware pricelist for costings

woodworkers door hardware

hinges


 401S 100 x 60 x 3 ball bearing butt hinge	 402S 100 x 75 x 3 ball bearing butt hinge	 403S 100 x 100 x 3 ball bearing butt hinge	 404S 100 x 125 x 3 ball bearing butt hinge
 422S/R 100 x 75 x 2.5 rising butt hinge right hand	 405S 100 x 150 x 3 ball bearing butt hinge	 406S 100 x 200 x 3 ball bearing butt hinge	
 422S/L 100 x 75 x 2.5 rising butt hinge left hand	 411S 100mm hirline hinge	 421S/R 100 x 75 x 2.5 lift off hinge right hand	 421S/L 100 x 75 x 2.5 lift off hinge left hand
 411B 100mm hirline hinge	 402B 100 x 75 x 3 ball bearing butt hinge	 403B 100 x 100 x 3 ball bearing butt hinge	 406B 100 x 200 x 3 ball bearing butt hinge
 411G 100mm hirline hinge	 402G 100 x 75 x 3 ball bearing butt hinge	 403G 100 x 100 x 3 ball bearing butt hinge	 404G 100 x 125 x 3 ball bearing butt hinge
 401G 100 x 60 x 3 ball bearing butt hinge	 405G 100 x 150 x 3 ball bearing butt hinge	 406G 100 x 200 x 3 ball bearing butt hinge	

extended strikes

48CC STRIKE TO SUIT 140MM FRAME	
 114S universal handing	 114G universal handing
48CC STRIKE TO SUIT 160MM FRAME	
 116S/L left hand	 116S/R right hand
 116G/L left hand	 116G/R right hand
85CC STRIKE TO SUIT 140MM FRAME	
 118S universal handing	 118G universal handing
85CC STRIKE TO SUIT 160MM FRAME	
 119S/L left hand	 119S/R right hand
 119G/L left hand	 119G/R right hand
JACKSON STRIKE TO SUIT 140MM FRAME	
 120S universal handing	 120G universal handing
JACKSON STRIKE TO SUIT 160MM FRAME	
 121S universal handing	 121G universal handing
UNIVERSAL STRIKE TO SUIT 160MM FRAME	
 122S universal handing	 122G universal handing

euro cylinders

what's so special about woodworkers **dual function** double euro cylinders?



single cylinder

- 860S 40mm
- 860G 40mm

double cylinder

- 862S 45mm

double cylinder dual function

- 863S 65mm
- 863G 65mm
- 863B 65mm
- 863AC 65mm no snib key
- 865S 80mm
- 865G 80mm
- 865B 80mm
- 869S 100mm no snib key
- 869G 100mm no snib key
- 869B 100mm no snib key

single thumbturn cylinder

- 861S 40mm
- 861G 40mm

thumbturn double cylinders

- 864S 65mm
- 864G 65mm
- 864B 60mm
- 866S 80mm
- 866G 80mm



















double cylinders not dual function

- 868S 90mm
- 868B 90mm

Most insurance companies insist on a deadlock on all entries to a house. Conventional cylinders can only be operated from one side at a time however. If you leave a key in one side of the cylinder you can't open the lock from the other side so now you're locked out!

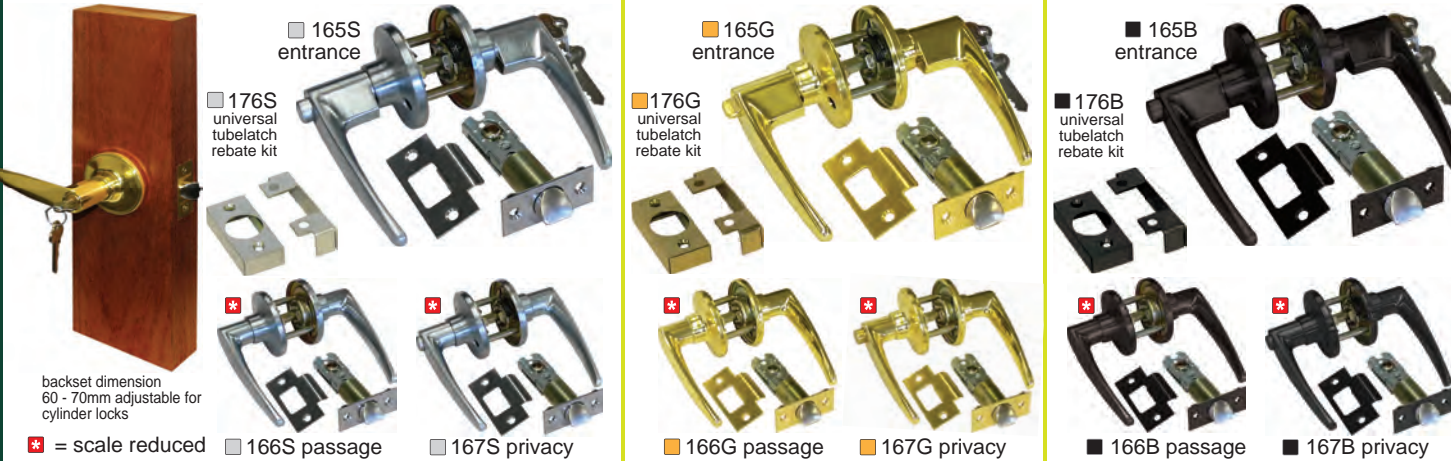
With a dual function cylinder however, keys operate from both sides independantly allowing the inside key to act as a temporary turnsnib for convenience. This turnsnib capability makes access easy when you're at home and can be quickly removed to comply with insurance deadlock requirements when you're out. Dual function euro cylinders are a great design innovation and are included in all standard Woodworkers entry hardware kits.

escutcheons

 148S 55mm	 146S screw on 53mm	 147S push on 53mm	 172S rim lock	 149S jackson 45 x 19mm	 150AS antique silver 49mm
 152B pointed	 146G screw on 53mm	 147G push on 53mm	 172G rim lock	 149G jackson 45 x 19mm	 151B scalloped
 148B 52mm	 146B screw on 53mm	 147AC push on 53mm	 172B rim lock	 149B jackson 45 x 19mm	 150B round 49mm

woodworkers locks + catches

easy fit cylinder levers




backset dimension 60 - 70mm adjustable for cylinder locks

* = scale reduced

<p>165S entrance</p> <p>176S universal tubelatch rebate kit</p> <p>166S passage</p> <p>167S privacy</p>	<p>165G entrance</p> <p>176G universal tubelatch rebate kit</p> <p>166G passage</p> <p>167G privacy</p>	<p>165B entrance</p> <p>176B universal tubelatch rebate kit</p> <p>166B passage</p> <p>167B privacy</p>
---	---	---

easy fit cylinder knobs




backset dimension 60 - 70mm adjustable for cylinder locks

* = scale reduced

<p>162S entrance</p> <p>176S universal tubelatch rebate kit</p> <p>163S passage</p> <p>164S privacy</p>	<p>162G entrance</p> <p>176G universal tubelatch rebate kit</p> <p>163G passage</p> <p>164G privacy</p>	<p>162B entrance</p> <p>176B universal tubelatch rebate kit</p> <p>163B passage</p> <p>164B privacy</p>
---	---	---

easy fit dead bolts




<p>168S (pictured) easy fit deadbolt</p> <p>176S universal tubelatch rebate kit</p>	<p>168G easy fit deadbolt</p> <p>176G universal tubelatch rebate kit</p>	<p>168B easy fit deadbolt</p> <p>176B universal tubelatch rebate kit</p>	<p>171B easy fit deadbolt square</p>
---	--	--	--------------------------------------

keyless lock non electric



7940S non electric keyless entrance lock

electronic + keyless locks



Schlage Encode™

7941B encode smart wi-fi deadbolt

7941S encode smart wi-fi deadbolt

Access with PIN, Key or Built in Wi-Fi allows you to lock/unlock your door remotely

Lockton ELEV64 leverset on rose, smart door lock with fingerprint, digital pin code and optional mobile app functionality

Pin Code
Pin code touch pad with ability to store 100 individual user codes (Permanent or temporary)

7946B lockton e-series smart door lock

7946S lockton e-series smart door lock

Fingerprint
Semiconductor fingerprint perfectly located on the lever to naturally read a thumb print

Emergency Key Override

7948 wifi bridge G2 Gateway

The ELEV64 and ELEV36 can be operated over the internet using your wifi when you install the G2 gateway

7947B lockton leverset

Lockton ELEV36 leverset on plate, smart door lock with fingerprint, digital pin code, RFID tag + optional mobile app functionality

7947S lockton leverset

7944S grange (back to back set only)

7944B grange (back to back set only)

door hardware

woodworkers barrel + flush bolts

190mm door flush bolts

window flush bolts

barrel + flush bolts



- 605S 190mm non locking flush bolt
- 605G 190mm non locking flush bolt
- 605B 190mm non locking flush bolt
- 604S 190mm locking flush bolt
- 604G 190mm locking flush bolt
- 604B 190mm locking flush bolt
- 601S 190mm offset locking flush bolt
- 601G 190mm offset locking flush bolt
- 601B 190mm offset locking flush bolt
- 623S 300mm offset locking flush bolt
- 623G 300mm offset locking flush bolt
- 622S 300mm straight locking flush bolt
- 622G 300mm straight locking flush bolt
- 621S dust proof strike
- 621G dust proof strike
- 624S masonry strike
- 624G masonry strike

woodworkers slide flush bolts do not interfere with the structure of mortice and tenon joinery

- Also available in Antique Copper in all these sizes
- OFFSET BARREL BOLT
- 616AC - 75mm
 - 617AC - 100mm
 - 618AC - 150mm
- STRAIGHT BARREL BOLT
- 613AC - 75mm
 - 614AC - 100mm
 - 615AC - 150mm
- EXT. THROW BARREL BOLT
- 625AC - 150mm
- refer to pricelist

- 618S 150mm offset barrel bolt
- 618G 150mm offset barrel bolt
- 618B 150mm offset barrel bolt
- 617S 100mm offset barrel bolt
- 617G 100mm offset barrel bolt
- 617B 100mm offset barrel bolt
- 616S 75mm offset barrel bolt
- 616G 75mm offset barrel bolt
- 616B 75mm offset barrel bolt
- 611S 255mm concealed fix panic bolt
- 611G 255mm concealed fix panic bolt
- 611B 255mm concealed fix panic bolt

- 620S 150mm reverse barrel bolt
- 620G 150mm reverse barrel bolt
- 620B 150mm reverse barrel bolt
- 620AC 150mm reverse barrel bolt
- 619S 100mm reverse barrel bolt
- 619G 100mm reverse barrel bolt
- 613S 75mm straight barrel bolt
- 613G 75mm straight barrel bolt
- 613B 75mm straight barrel bolt
- 614S 100mm straight barrel bolt
- 614G 100mm straight barrel bolt
- 614B 100mm straight barrel bolt
- 615S 150mm straight barrel bolt
- 615G 150mm straight barrel bolt
- 615B 150mm straight barrel bolt
- 625S 150mm extended throw barrel bolt
- 625G 150mm extended throw barrel bolt
- 625B 150mm extended throw barrel bolt
- 600S 500mm non locking flush bolt
- 600G 500mm non locking flush bolt
- 600B 500mm non locking flush bolt
- 612S 450mm concealed fix panic bolt
- 612G 450mm concealed fix panic bolt
- 612B 450mm concealed fix panic bolt

NOTE
other black tower and barrel bolt options are available in the gate hardware range.

refer to item code in current hardware pricelist for costings


woodworkers door accessories

router bits

DO NOT USE lever arch flush bolts

WARNING

Woodworkers does not sell or recommend lever arch flush bolts because they require a large concealed back swing which severs the tenons that hold the door together.



door stops + catches



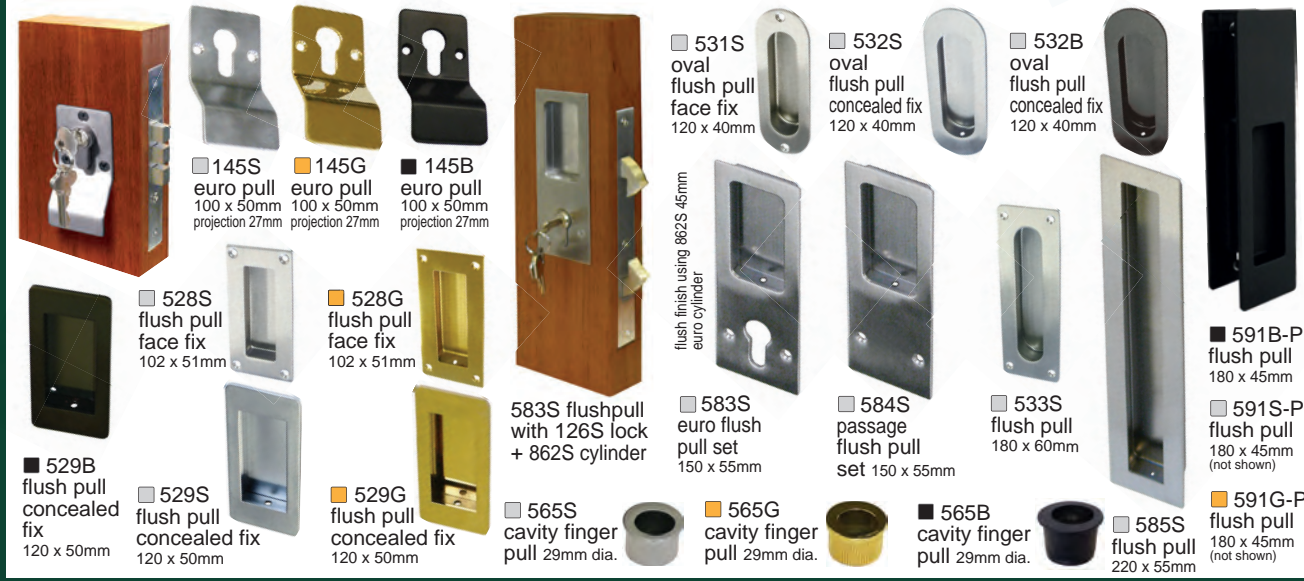
cabin hooks



rack bolts



flush pulls



french door catches




refer to item code in current hardware pricelist for costings

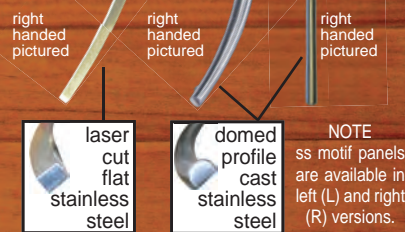


woodworkers door accessories

door accessories

studs + door decorators



mock hinges + motifs



knobs + knockers



bells



centre pulls



sliding door



pulls



refer to item code in current hardware pricelist for costings


woodworkers gate hardware

gate hardware

cavity units



pushes



gate hardware



refer to item code in current hardware pricelist for costings

woodworkers pivot + slider hardware

light weight sliding hardware - 60kg

Brio

7009
sold in 2 and 3m lengths
BRIO SINGLE RUN 60 PACK
TOP HUNG SLIDING DOORS

- max height - 2400mm
- max width - 1500mm
- max weight : 60kg/door
- min door thickness - 24mm
- internal use only

suitable for a single door or for two doors on a bi-parting install doors may slide in one or both directions

single door kit comprises

- 2 hangers
- 2 door stops
- 1 guide
- spanner + screws

2m or 3m track lengths available

60 profile top track
31(w) x 30mm(h)

spanner

door stops

7019 pelmet

7007 bracket

NOT PART OF THE KIT
7026 soft close

pivots + closers

7901S
slimline parallel arm door closer

7904S
head reinforcing option for transom mounted hydraulic closer

7905B
narrow pivot arm option for 40mm doors

7903
pivot door hydraulic transom closer

7906
floor mounted pivot closer with cover plate and bottom arm

7908S
non hydraulic pivot bottom assembly

7909
concealed spring action door closer 150mm

7907S
non hydraulic pivot top assembly

also requires 7907S

also requires 7907S

DORMA

surface mount top hung sliding hardware - 120kg

7040
sold in 2 and 3m lengths
For internal use only
Panels can slide to one or both sides
BRIO QUICK RUN 120

- max height - 3000mm
- max panel width - 75% of height
- max weight - 120kg
- door thickness - min 28mm
- clearance: 25mm ± 5mm

single door kit comprises

- top track 120F
- 2 x hangers
- 2 x clip stops
- 1 x nylon saw cut guide

120 profile top track
41(w) x 30mm(h)

clip stop

hanger

saw cut guide

7012 aluminium sleeve for poly track
25(w) x 23mm(h)

7013 poly track
21(w) x 20mm(h)

7022 bearing guide

7025 adjustable architrave guide

7005 single track 250kg bracket

7027 soft close

NOT PART OF THE KIT

zero clearance top hung sliding hardware - 120kg

7041
sold in 2 and 3m lengths
For internal use only
Panels can slide to one or both sides
BRIO QUICK RUN 120

- max height - 3000mm
- max panel width - 75% of height
- max weight - 120kg
- door thickness - min 32mm
- clearance: 3-5mm without soft close
- clearance: 7-13mm soft close

single door kit comprises

- top track 120F
- 2 x hangers
- 2 x clip stops
- 1 x nylon saw cut guide

120 profile top track
41(w) x 30mm(h)

clip stop

hanger

saw cut guide

7022 bearing guide

7025 adjustable architrave guide

7005 single track 250kg bracket

7027 soft close

top hung sliding hardware - 180kg

7008
sold in 2, 3, 4 and 6m lengths
BRIO SINGLE RUN 180 TOP HUNG HEAVY DUTY SLIDING DOORS

- max height - 3000mm
- max width - 2500mm
- max weight - 180kg
- door thickness - 35 - 48mm

for internal and external use for ease of operation, suitable for a single door or for two doors on a bi-parting install doors may slide in one or both directions

door kit comprises

- relevant length of top and bottom tracks
- 2 hangers
- 2 door stops
- 2 guides

top hanger

door stop

7011 180 profile top track
47(w) x 45mm(h)

7012 aluminium sleeve for poly track
25(w) x 23mm(h)

7013 poly track
21(w) x 20mm(h)

7025 adjustable architrave guide

7005 single track 250kg bracket

7006 double track 250kg bracket

7025 adjustable architrave guide

NOT PART OF THE KIT

cavity unit

7950
wall cavity sliding unit

Frame construction will vary with size selected

bottom roller sliding hardware

max height - 2700mm
max width - 2400mm
max weight - 120kg
door thickness - min 40mm

7001 adjustable sliding bottom roller

7000 black top track guide

7003 sliding top glide
25 x 25 x 3mm

7004 sliding bottom track
20(w) x 6.5mm(h)

7002 913DBA heavy duty double bogey adjustable roller

BRIO TIMBEROLL 200 HEAVY DUTY BOTTOM ROLLER SLIDING DOORS

- max height - 3000mm
- max width - 3000mm
- max weight - 200kg
- door thickness - 38 - 48mm


internal and external use. suitable for any number of doors to cover the opening on single or multiple tracks. doors may slide in one or both directions

NOTE : requires (2) two guides and (2) rollers per door. Top and bottom track comes in 6m lengths. Sold in 2,3,4 and 6m lengths only.

woodworkers bifold hardware

internal bifolds

7010
sold in 2, 3, 4 and 6m lengths
BRIO SHUTTER FOLD 25 BIFOLD DOORS
 • max height : 2400mm
 • max width : 900mm
 • max weight : 25kg/door
 • door thickness : min 35mm
 • internal use only
 suitable for up to 6 leaves pivoted to each side of an opening available in
 • 2 door, 4 door + 6 door packs
 • 2 door no channel pack



7014
100 profile top track
 41(w) x 30mm(h)
7012
aluminium sleeve for poly track
 25(w) x 23mm(h)
7013
poly track
 21(w) x 20mm(h)

398
pleated screen repair kit




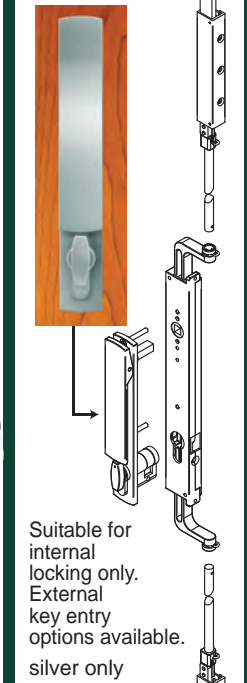
buy only the best bifold hardware & you'll never have any trouble
 how to restring brio pleated screen video

door overhead track bifold hardware



7011 180 profile top track 47(w) x 45mm(h)
7012 aluminium sleeve for poly track 25(w) x 23mm(h)
7013 poly track 21(w) x 20mm(h)
7305S end hanger non morticed top
7305G end hanger non morticed top
7305B end hanger non morticed top
7301S pivot top
7301G pivot top
7301B pivot top
7302S intermediate hanger top
7302G intermediate hanger top
7302B intermediate hanger top
7303S pivot anchor bottom
7303G pivot anchor bottom
7303B pivot anchor bottom
7307S jamb pivot bottom
7307G jamb pivot bottom
7307B jamb pivot bottom
7306S end guide non morticed bottom
7306G end guide non morticed bottom
7306B end guide non morticed bottom
7120S offset hinge
7120G offset hinge
7120B offset hinge
7121S intermediate hinge
7121G intermediate hinge
7121B intermediate hinge
7122S intermediate hinge handle
7122G intermediate hinge handle
7122B intermediate hinge handle
7123S offset hinge handle
7123G offset hinge handle
7123B offset hinge handle
7124S butt hinge handle
7124G butt hinge handle
7124B butt hinge handle
7304S intermediate guide bottom
7304G intermediate guide bottom

7401S
see pricelist for other options
BRIO 286 DUAL POINT LOCK SYSTEM
 • panel thickness 38mm - 44mm
 • max panel height 2.9m
 • throw of bolt 25 x 5mm SS bar
 • 45mm backset
 • suits intermediate or end hanging doors
 • locking or non locking



Suitable for internal locking only. External key entry options available. silver only

Brio
 NOTE : bifold hardware component designs may change at manufacturer's discretion

bifold hardware

woodworkers window hardware

window hardware

friction stays

329S (pictured) 300mm with restrictor - 30kg

stainless casement or awning friction stay

- 387S 203mm - 12kgs
- 388S 414mm - 30kgs
- 389S 503mm awning only - 24kgs
- 390S 602mm awning only - 35kgs


HEAVY DUTY

- 391S 263mm - 34kgs
- 392S 414mm - 63kgs
- 393S 567mm - 74kgs
- 394S 683mm - 90kgs awning only

how to install a casement sash video




whitco friction stays pair



- 395Z 200mm - 10kgs
- 396Z 300mm - 11.8kgs

casement + shutter restraints



330B cable restrictor

330W cable restrictor

360S interlock safety restraint

304S casement bar stay 300mm

304G casement bar stay 300mm

304B casement bar stay 300mm

304AC casement bar stay 300mm

334G shutter "s" bracket to suit weatherboard

305S drop down telescopic stay (pictured)

306S screw down telescopic stay

305G drop down telescopic stay (pictured)

306G screw down telescopic stay

305AC drop down telescopic stay

306AC screw down telescopic stay (pictured)

305B black drop down telescopic stay available

324S quad stay

324G quad stay

324B quad stay

324AC quad stay

fanlight hardware



312S fanlight catch

312G fanlight catch

312B fanlight catch

327S map rod while stocks last

327B map rod while stocks last

327G map rod

locking chain winders

Whitco



307S locking chain winder



307BRW locking chain winder



307B locking chain winder



307W locking chain winder

key lockable catches



316S locking casement lever universal

316G locking casement lever universal

316B locking casement lever universal

318W locking casement lever left hand

326AC left hand


locking casement lever on side stile

locking casement lever on bottom rail

317W locking casement lever right hand

locking teardrop casement fastener

non-keyed catches



301S teardrop casement fastener

301B teardrop casement fastener

302S square end casement fastener

302B square end casement fastener

311S casement fastener

301G teardrop casement fastener

301AC teardrop casement fastener

302G square end casement fastener

332B monkey tail casement fastener

311G casement fastener

cockspurs



303S window spur catch

303G window spur catch

303B window spur catch

303AC window spur catch

335S window spur catch contemporary

handles



321S offset D pull handle

321W offset D pull handle

320S push lock

320W push lock

321G offset D pull handle

321B offset D pull handle

320B push lock

push locks



320S push lock

320W push lock



341S hook hinge galvanised

313S fanlight cleat 75mm

313G fanlight cleat 75mm

314G fanlight pivot

314S fanlight pivot

312S fanlight catch

312G fanlight catch

312B fanlight catch

313B fanlight cleat 75mm

314B fanlight pivot

refer to item code in current hardware pricelist for costings

window kits

fitch locks



sash locks + holds



lifts



sliding window hardware




gas struts




CASEMENT WINDOW KIT



CASEMENT WINDOW KIT - SILVER



CASEMENT WINDOW KIT - GOLD



CASEMENT WINDOW KIT - BLACK



CASEMENT WINDOW KIT - WHITE



CASEMENT WINDOW KIT - SILVER



CASEMENT WINDOW KIT - GOLD



CASEMENT WINDOW KIT - BLACK



CASEMENT WINDOW KIT - WHITE



DOUBLE HUNG WINDOW KIT



DOUBLE HUNG WINDOW KIT - SILVER



DOUBLE HUNG WINDOW KIT - GOLD



DOUBLE HUNG WINDOW KIT - BLACK




DOUBLE HUNG WINDOW KIT - WHITE



HOPPER WINDOW KIT



HOPPER WINDOW KIT - SILVER




HOPPER WINDOW KIT - GOLD



HOPPER WINDOW KIT - BLACK



HOPPER WINDOW KIT - WHITE



SLIDING WINDOW KIT



SLIDING WINDOW KIT - SILVER



SLIDING WINDOW KIT - GOLD



SLIDING WINDOW KIT - BLACK




SLIDING WINDOW KIT - WHITE



woodworkers louvre galleries + accessories

woodworkers louvre galleries + accessories

louvre galleries



number of blades	gallery height	handle quantity
3	292mm	1
4	381mm	1
5	470mm	1
6	559mm	1
7	648mm	1
8	737mm	2
9	826mm	2
10	914mm	2
11	1003mm	2
12	1092mm	2
13	1181mm	2
14	1270mm	2
15	1359mm	3
16	1448mm	3
17	1537mm	3
18	1626mm	3
19	1715mm	3
20	1803mm	3
21	1892mm	3
22	1981mm	4
23	2070mm	4
24	2159mm	4
25	2248mm	4
26	2337mm	4
27	2426mm	4
28	2515mm	4
29	2604mm	5
30	2693mm	5

add 6mm to heights for weatherstrip

add 6mm to heights for weatherstrip

■ 371B □ 371W 102mm adjustable louvre galleries

■ 372B □ 372W 152mm adjustable louvre galleries

number of blades	gallery height	handle quantity
2	305mm	1
3	445mm	1
4	584mm	1
5	724mm	1
6	864mm	1
7	1003mm	2
8	1143mm	2
9	1283mm	2
10	1422mm	2
11	1562mm	2
12	1702mm	2
13	1842mm	3
14	1981mm	3
15	2121mm	3
16	2261mm	3
17	2401mm	3
18	2540mm	3
19	2680mm	4
20	2820mm	4

NOTES


- All controls are on the left hand gallery as standard. Right hand controls available to order.
- Maximum 7 blades per control on 102mm galleries and 6 blades on 152mm galleries.
- Key locking option available at additional cost.
- Glass louvre galleries take 152 x 6mm or 102 x 6mm polished edge glass blades.
- Timber louvre galleries are available that accept 102 x 13.5mm or 152 x 13.5mm profile timber blades.
- Standard colours are black, pearl white + silver anodised.

spirals + pulleys



spiral number	body length	spiral number	body length
361 - 20	320mm	361 - 48	725mm
361 - 22	345mm	361 - 410	750mm
361 - 26	395mm	361 - 50	775mm
361 - 28	420mm	361 - 52	800mm
361 - 30	470mm	361 - 54	830mm
361 - 32	495mm	361 - 56	855mm
361 - 34	525mm	361 - 58	880mm
361 - 36	550mm	361 - 510	905mm
361 - 38	575mm	361 - 60	930mm
361 - 310	600mm	361 - 62	955mm
361 - 40	625mm	361 - 64	980mm
361 - 42	650mm	361 - 68	1030mm
361 - 44	675mm	361 - 70	1085mm
361 - 46	700mm	361 - 72	1110mm

Heavy duty Schlegel spiral balances are also available in white and black which are custom made for specific weights. They are POA and have extended lead times



glazing accessories



other stuff



pet doors


DOG DOORS FOR INSTALLATION IN SOLID DOORS



PET DOOR FOR INSTALLATION IN GLASS clear polycarbonate with weatherseal and 4 way locking system.



vents



woodworkers stealshield + timber accessories

seals

seal extended
seal retracted

7922S auto extending door seal

7921 3 fin under door seal 920mm

7920 3 fin under door seal 1200mm

7926TB pivot brush seal

7923BRW bifold z-seal

7923W bifold z-seal

7924BRW window block seal

7924W window block seal

7925B undersash mohair strip



stealshield screens

top hinge detail

377T timber grain d/hung top hinged stealshield

bottom pushlock detail

stock stealshield panels for stock double hung windows available in timber grain and white.

height x width

- 2074 x 598
- 2074 x 758
- 1761 x 598
- 1761 x 898
- 1461 x 448
- 1461 x 598
- 1461 x 748
- 1461 x 898
- 1161 x 448
- 1161 x 598
- 1161 x 748
- 1161 x 898
- 1161 x 1198
- 961 x 598
- 961 x 748
- 961 x 898

378T safebreeze ventilation door panel with stealshield security mesh and openable, clear glazed, timber grain sash aperture sizes available

- 1048 x 224mm
- 1639 x 169mm

security isn't pricey... it's priceless

STEALSHIELD WINDOW PROTECTION

Stealshield panels provide affordable intruder, insect and bushfire protection and have the convenience of being easily openable for painting, cleaning and escape during emergencies. Stealshields are constructed of woven powdercoated stainless steel mesh with apertures less than 2mm to comply with bushfire regulations, encased in timber grain or white trim to blend unobtrusively with timber joinery.

377W white double hung top hinged stealshield

insect screens

380BZ bronze insect screen mesh

381B black anodized aluminium insect screen mesh

382B black fibreglass micro insect screen mesh

383B black heavy duty pet proof pvc insect screen mesh

384CL clear insect screen toggle 10mm offset

385T 385W stock fibreglass mesh screens for d/hung windows. white + timber grain available

height x width	height x width	height x width
2057 x 713	1441 x 553	1141 x 403
2057 x 553	1441 x 403	941 x 853
1741 x 853	1141 x 1153	941 x 703
1741 x 553	1141 x 853	941 x 553
1441 x 853	1141 x 703	
1441 x 703	1141 x 553	

timber finials & corbels

RF2 RF3

70 x 70 ROOF FINIALS

650 mm our turnery is made in durable hardwood
760 mm customised designs available
950 mm

Ball A 75 x 75

Acorn B 100 x 100

Crown 2 100 x 100

Crown 3 100 x 100

Stock timber balls for external use are made in durable hardwood

FP7 clear grade pine 63 x 34

cedar corbel

T16 320 X 100 X 75

post caps

C3 C4

C7 C8

decorative finial caps for metal or timber post

fit on over

- 90 x 90mm
- 100 x 100mm
- 120 x 120mm
- 125 x 125mm
- 150 x 150mm

they are sold in a mill finish (aluminium) ready to be painted Powder coated POA

refer to item code in current hardware pricelist for costings

woodworkers stealshield + timber accessories

woodworkers finishes

woodworkers finishes



5 GOOD REASONS WHY YOU SHOULD USE SIKKENS OIL BASED COATINGS


- As a natural oil-based coating it nourishes the timber while at the same time allowing it to breathe.
- It is very easy to apply and can easily be removed from glass etc when accidents occur.
- It is equally easy to re-coat over time without the need for the complicated etching required with plastic acrylic coatings.
- It has excellent longevity
- It 'lubricates' movement of the joinery items that need to slide against each other (eg double hung windows) rather than acrylic coatings which tend to stick together.

SIKKENS ON CEDAR


077 pine



006 light oak




009 dark oak




010 walnut*




045 mahogany




048 rosewood




085 teak








813 silver grey



020 ebony*



SIKKENS ON PINE



finishing products

sikkens



362 CETOL HLS
Water repellent, penetrating, low build transparent wood stain used as a base coat under Cetol Filter 7 Plus, TGL Gloss Plus and Deck Plus.
1L, 4L + 20L cans



366 CETOL TGL PLUS
High gloss oil based finish for exterior doors applied over Cetol HLS base coat. Durable, flexible and completely clear
1L cans



363 CETOL FILTER 7 PLUS
Flexible medium build transparent satin top coat with UV filters. Designed as two coat finishing over Cetol HLS.
1L, 4L + 20L cans



368 WHITE UNDERCOAT FAST DRYING
Quick drying oil based undercoat that sands to a smooth base for enamel top coats
1L, 4L + 10L cans

we recommend these products because we know they work!



how to finish your joinery video



365 CETOL TSI SATIN PLUS
Transparent oil based finish for interior use only. Non toxic with good resistance to wear. Seal, top coat and stain in a single can.
1L + 2.5L cans



352 INOX
stainless steel lubricant spray
100gm +300gm

*Dark colours are not recommended for external use. Refer FAQ 3 for warranty conditions

woodworkers videos

product videos

entry doors

windows

bifolds french doors and sliders

plantation shutters

video brio pleated insect screens

restoration products

offshore joinery manufacture

offshore joinery manufacture

repairing dints and finishing timber

how to install a timber frame

door lock preparation & installation

how to fit rebated door hardware

video how to assemble & install a flat pack bifold kit

adjusting a top hung brio bifold

video restringing a brio insect screen

how to measure for plantation shutters

adjusting and weather sealing a pivot door

reconnect a vista control

how to install a casement sash

removing & refitting spiral balances

installing a window hood & privacy screen

how to measure & install balustrade

Woodworkers have produced numerous videos aimed at explaining our products and providing practical instructions on common issues relating to their installation and maintenance. Our video range continues to expand and augments our extensive website FAQ section which focuses on product details and consumer queries. To access the videos you would need to have downloaded the QR code scanner application for your mobile device.

woodworkers videos


'how to' videos

Need more information or prices refer our FAQ sheets at www.woodworkers.com.au or entering WOODWORKERS COMPANY on for our 'how to' videos

Our website FAQ sheets explain most issues that relate to our products & provide current pricing.

THE WOODWORKERS
RESTORATION PRODUCTS
Traditional joinery since 1928

01 FINISHING OF JOINERY
02 FITTING A FRAME
03 ORDERING JOINERY
04 TIMBER CHOICES
05 ENVIRONMENT
06 WINDOWS
07 TRACKED & TRACKLESS MULTIFOLDS
08 PIVOT DOORS
09 HARDWARE
10 TIMBER BALUSTRADE
11 TIMBER & TIN WINDOW HOODS
12 ANTIQUE DOORS
13 JOINERY ORPHANAGE
14 ARCHES & BRACKETS
15 LASERCUT PRODUCTS
16 MANTLEPIECES
17 GATES & BATWINGS
18 MOULDINGS & TURNERY
19 SHUTTERS
20 VISTA DOORS & WINDOWS
21 CERTIFICATION
22 FUSEON DOORS
23 INTERNAL DOORS
24 OFFSHORE JOINERY MANUFACTURE
25 TIMBER JOINERY IN BUSIFIRE ZONES
26 SECURITY MESH
27 RESTORING OLD HOUSES



Doors and windows are the eyes and ears of a building but the handles are its handshake...

The range of door hardware available on the Australian market is so extensive that it challenges even the most experienced hardware specialist. For someone not familiar with hardware, this can often result in hardware purchases that are not suitable for the application. Woodworkers have designed a range of hardware that aesthetically enhance your doors and windows, while providing all of the security functions you require.

